






Date	Shift	Time	Incinerable Waste (yellow Bags)				Autoclavable Waste					
			Cytotoxic Bags		Yellow Bags		Red Bags		White		Blue	
												
			Nos	Kgs	Nos	Kgs	Nos	Kgs	Nos	Kgs	Nos	Kgs
01-12-2017	Mor	07:45	0	0	19	134.9	24	211.22	3	5.84	5	36.58
	Eve	01:30	0	0	10	59.83	15	161.38	2	9.96	0	0
02-12-2017	Mor	07:10	0	0	19	141.95	29	236.01	2	4	0	0
	Eve	01:00	0	0	9	99.21	23	173.05	2	6.5	9	48.95
03-12-2017	Mor	08:17	1	3.84	33	209.54	39	346.39	3	8.28	5	42.15
	Eve	00:00	0	0	0	0	0	0	0	0	0	0
04-12-2017	Mor	08:05	1	1.75	16	131.26	22	185.08	3	6.64	3	16.92
	Eve	01:15	0	0	8	45.73	11	115.94	0	0	0	0
05-12-2017	Mor	08:00	0	0	17	125.64	34	330.8	2	4.28	4	34.93
	Eve	01:55	0	0	5	29.9	5	40.17	3	5.95	12	76.6
06-12-2017	Mor	08:05	1	2.95	18	157.92	35	306.66	1	2.04	3	22.84
	Eve	01:30	1	1.31	13	131.45	15	132.18	2	4	9	102.68
07-12-2017	Mor	08:00	2	8.8	14	251.89	24	265.19	5	32.63	14	151.18
	Eve	01:35	1	1.97	3	36.91	6	73.39	1	9.11	8	59.21
08-12-2017	Mor	08:05	1	4.65	15	190.38	17	288.68	5	12.92	2	17.39
	Eve	01:10	1	0.65	4	25.88	2	32.1	1	1.04	1	10.92
09-12-2017	Mor	07:50	1	4.17	15	183.74	18	212.94	3	8.63	2	11.7
	Eve	01:10	0	0	4	27.82	6	55.89	1	0.54	1	16.21
10-12-2017	Mor	07:45	1	1.29	9	177.81	16	349.3	1	2.27	2	32.81
	Eve	00:00	0	0	0	0	0	0	0	0	0	0
11-12-2017	Mor	08:00	0	0	6	86.92	9	140.27	2	3.34	2	19.92
	Eve	03:05	0	0	6	75.16	6	91.59	1	2.55	5	43.33
12-12-2017	Mor	07:45	0	0	9	94.63	16	236.89	1	1.14	1	5.91
	Eve	01:20	0	0	1	6.68	5	106.69	2	8.5	1	5.8
13-12-2017	Mor	07:50	0	0	9	125.69	12	259.53	1	3.13	1	11.23
	Eve	01:25	0	0	7	100.89	24	140.31	1	2.52	4	21.03
14-12-2017	Mor	07:55	0	0	11	157.17	13	243.95	4	11.84	1	6.27
	Eve	01:15	1	6.25	3	31.35	7	77.16	2	5.2	0	0
15-12-2017	Mor	07:45	0	0	6	64.84	11	234.6	0	0	3	20.36
	Eve	01:10	1	8.09	4	29.61	7	89.75	3	6.22	2	15.77
16-12-2017	Mor	07:50	0	0	7	95.44	10	146.42	3	9.4	6	55.45
	Eve	00:00	0	0	0	0	0	0	0	0	0	0
17-12-2017	Mor	07:55	0	0	8	107.67	19	299.3	2	8.05	5	33.89
	Eve	00:00	0	0	0	0	0	0	0	0	0	0
18-12-2017	Mor	08:10	0	0	9	125.11	11	149.94	5	9.94	3	19.55
	Eve	01:30	0	0	2	11.84	3	19.05	1	2.46	0	0
19-12-2017	Mor	07:55	0	0	8	107.67	19	299.3	2	8.05	5	33.84
	Eve	01:20	0	0	6	66.79	4	39.54	1	1.19	3	27.08
20-12-2017	Mor	07:50	0	0	5	61.9	12	207.81	2	4.68	3	26.54
	Eve	01:30	0	0	7	70.88	10	150.84	3	7.23	6	52.39
21-12-2017	Mor	07:30	1	3.88	7	100.19	13	215.63	1	1.65	2	17.59
	Eve	01:40	0	0	5	61.45	3	72.82	1	25.09	1	19.7
22-12-2017	Mor	07:55	0	0	8	116.44	17	270.72	1	8.21	2	17.25
	Eve	03:05	1	2.91	4	52.42	2	20.1	2	5.93	2	14.64
23-12-2017	Mor	07:45	0	0	6	81.47	8	114.71	1	2.62	1	10.91
	Eve	01:15	1	5.44	5	49.54	9	105.4	1	3.73	1	5.96
24-12-2017	Mor	08:10	0	0	11	136.82	22	329.69	2	10.88	4	69.14
	Eve	00:00	0	0	0	0	0	0	0	0	0	0
25-12-2017	Mor	08:10	0	0	6	70.65	12	178.62	0	0	0	0
	Eve	01:10	0	0	3	41.39	2	25.75	1	7.36	1	8.32
26-12-2017	Mor	07:40	0	0	5	79.5	8	201.5	2	6.63	2	25.62
	Eve	00:00	0	0	0	0	0	0	0	0	0	0
27-12-2017	Mor	07:50	0	0	8	112.59	14	233.75	1	2.76	3	34.83
	Eve	01:10	1	5.63	2	30.45	3	45.3	1	3.29	1	24.85
28-12-2017	Mor	07:45	0	0	6	67.59	9	183.37	1	1.37	3	33.1
	Eve	01:20	1	3.43	3	51.8	4	46.51	4	15.25	2	32.18
29-12-2017	Mor	07:50	0	0	8	85.28	16	191.4	2	2.24	1	7.73
	Eve	01:05	1	4.32	6	89.3	7	128.5	1	1.82	0	0
30-12-2017	Mor	07:45	0	0	8	109.17	18	281.78	1	2.87	2	21.23
	Eve	01:00	1	3.8	5	52.53	4	49.56	1	4.85	1	13.21
31-12-2017	Mor	07:50	0	0	13	156.91	22	393.7	2	6.77	4	49.33
	Eve	00:00	0	0	0	0	0	0	0	0	0	0
Total			Total Bags	Total Cytotoxic Weight	Total Bags	Total Yellow Weight	Total Bags	Total Red Weight	Total Bags	Total (Containers) Metal sharps	Total Bags	Total (Cardboard boxes) Glass sharp
	Mor		9	31.33	326	3691.77	527	7151.45	62	186.33	90	836.86
	Eve		11	43.8	125	1278.81	183	1992.97	38	140.29	70	598.83
	G. Total		20	75.13	451	4970.58	710	9144.42	100	326.62	160	1435.69

Vendor Name:

VULCAN WASTE MANAGEMENT

Vehicle No:

H.R 55 - 1374